



Paterson Kids Count

A City Profile of Child Well-Being

2022



Alena Siddiqui

**Kids Count
Coordinator**

June 23rd, 2022

Giving Every Child A Chance®




Special thanks to our Funders...



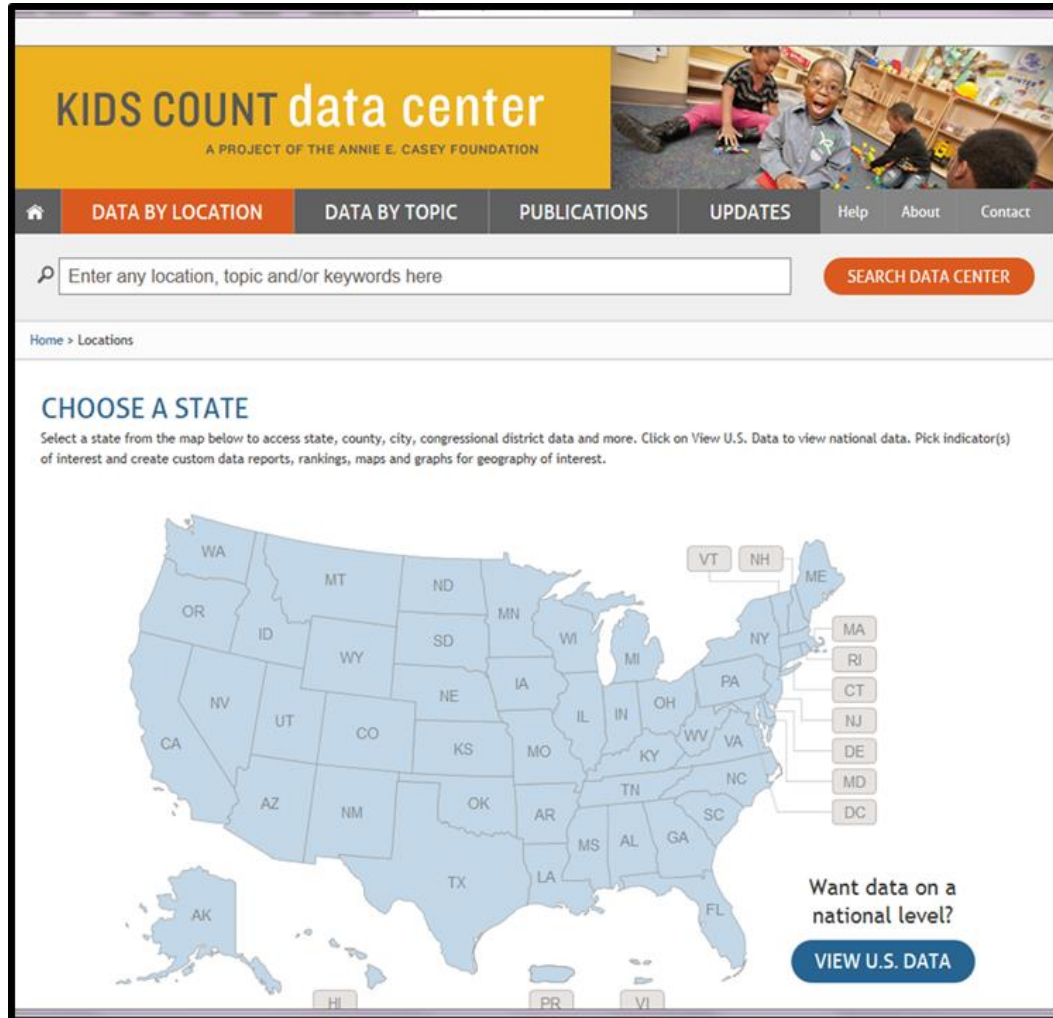
THE ANNIE E. CASEY FOUNDATION

The HENRY & MARILYN
TAUB *Foundation*

And partners



Looking for more information?



Visit:

www.datacenter.kidscount.org

or

acnj.org/kids-count/

Where do we get our data?

Federal Sources:

- US Census Bureau
- Bureau of Labor Statistics
- Internal Revenue Services

State Sources:

- NJ Dept. of Education
- NJ Dept. of Health
- NJ Dept. of Children and Families
- NJ Dept. of Human Services

Local Sources:

- CUMAC
- City of Paterson

COVID-19 and Data...

- Data often lag because of collection windows and quality checks.
- Many data not available or not comparable:
 - School meals
 - Chronic absenteeism
 - Standardized testing

Why we're using five-year ACS estimates?

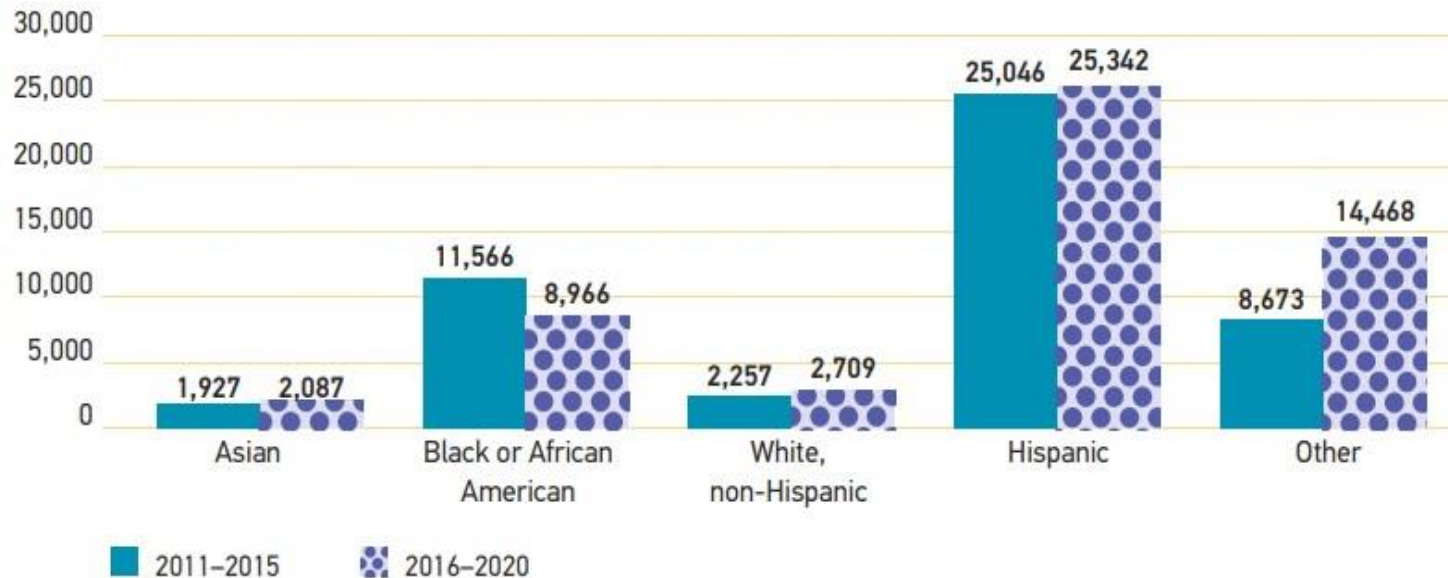
- U.S Census Bureau conducts American Community Survey each year
- 2020 one-year estimates are experimental
- Five-year estimates are
 - Collected over five years
 - Larger sample size

Demographics

- Paterson is New Jersey's 3rd Largest City



Paterson's Child Population Under 18 by Race



Foreign-born children

Foreign-born children					
	2011-15		2016-20		% Change
	Number	%	Number	%	Number
Paterson	4,249	11	5,570	14	31
Passaic County	8,740	7	9,816	8	12
New Jersey	108,158	5	113,034	6	5

Languages Spoken in the Home

Languages Spoken in the Home, Paterson		
	2011-2015	2016-2020
Percentage of population age 5 & over who only speak English in the home	38.3	34.9
Percentage of population age 5 & over who speak a language other than English in the home	61.7	65.1
Of those ages 5-17, who speak a language other than English, by percentage		
	2011-2015	2016-2020
Spanish	10.1	11.5
Other Indo-European languages	1	1.1
Asian & Pacific Islander languages	0.1	0.2
Other languages	0.6	0.6

English Language Learner Enrollment as a Percent of Total Enrollment

	2019-2020	2020-2021
Paterson Public Schools	22.1	21.6
New Jersey	6.9	6.9

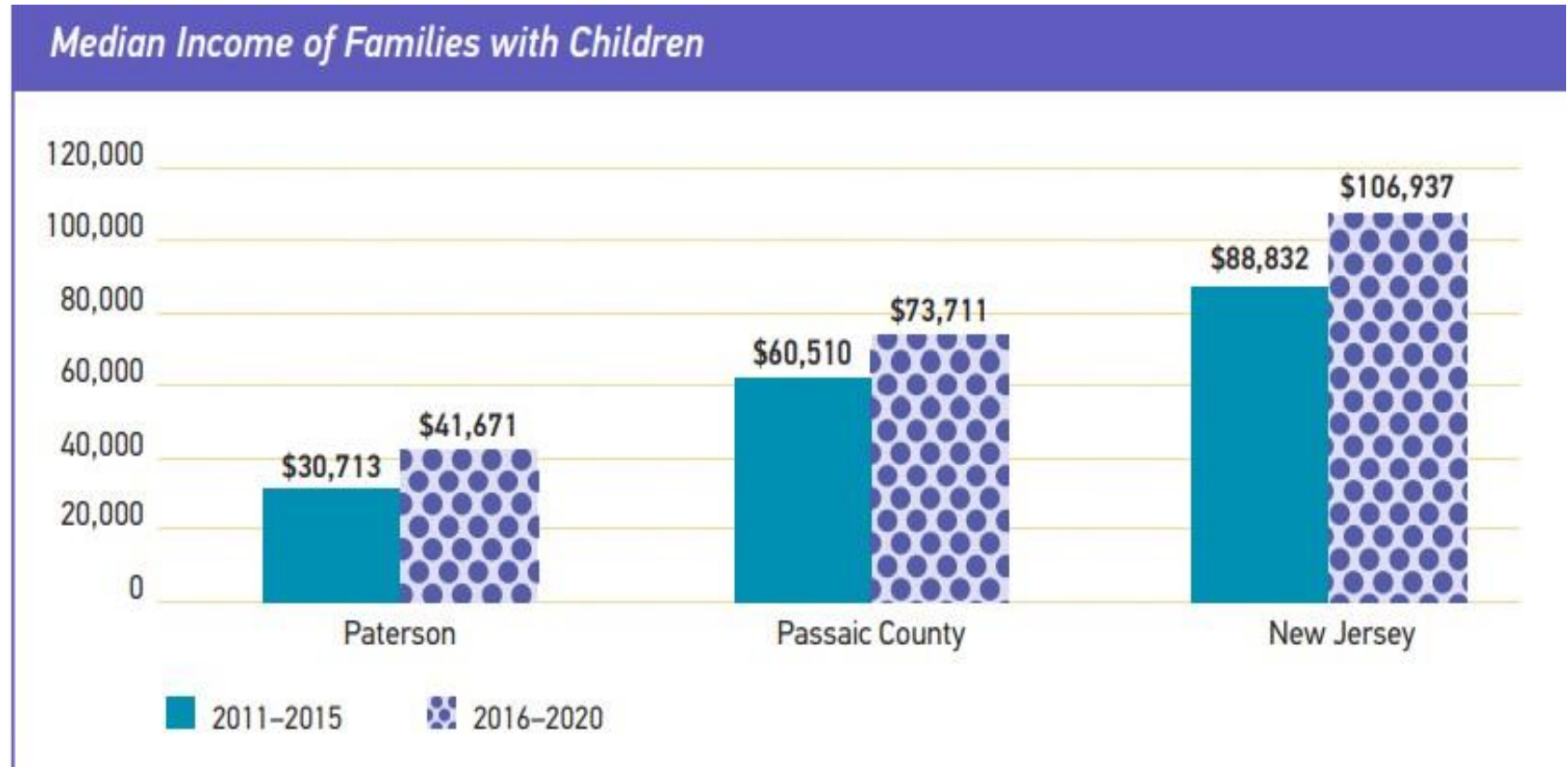
Multigenerational Households

Number of Grandparents Caring for their Grandchildren			
	2011-15	2016-20	% Change
Paterson	1,325	1,062	-20
Passaic County	2,943	2,752	-6
New Jersey	49,177	43,107	-12

Grandchildren under 18 living with a Grandparent Householder			
	2011-15	2016-20	% Change
Paterson	4,291	5,038	17
Passaic County	9,190	11,685	27
New Jersey	119,742	128,949	8

Median Income

36% increase
for Paterson



Unemployment Rate



*Passaic County and Paterson are using preliminary December data for 2021

NJ Earned Income Tax Credits in Paterson

- Earned Income Tax Credits
 - Reward work
 - Increase take home pay for families
 - Sometimes provide refunds

NJ Earned Income Tax Credits, All Recipients		
2016	2020	% change
# Credits Issued	# Credits Issued	# Credits Issued
25,666	24,515	-4
NJ Earned Income Tax Credits, Recipients with at Least 1 Dependent Under Age 19		
18,375	16,888	-8

Children Receiving NJ SNAP

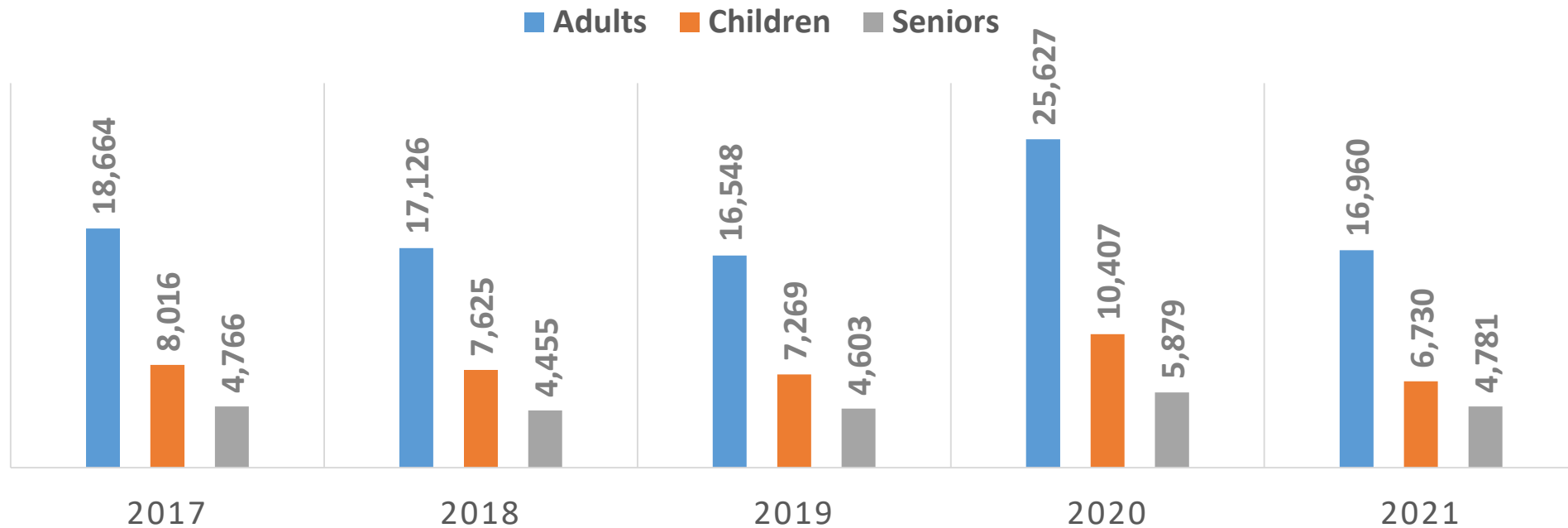
Children Receiving NJ SNAP (formerly Food Stamps)							
	2017	2018	2019	2020	2021	% Change 20-21	% Change 17-21
Paterson	25,740	24,551	22,639	19,413	24,322	25	-6
Passaic County	49,346	46,733	42,924	43,178	46,155	7	-6
New Jersey	373,920	353,883	317,566	326,357	393,310	21	5

Supplemental Nutrition Program for Women, Infant, and Children

Paterson WIC Enrollment vs. Participation							
	2017	2018	2019	2020	2021	% Changed 20-21	% Changed 17-21
Number Enrolled	9,198	9,397	9,579	8,830	9,463	7	3
Number Participating	8,600	8,370	7,838	7,358	8,596	17	0
Percent Participating	93	89	82	83	91		

Food Insecurity during Covid-19

NUMBER OF PEOPLE SERVED BY CUMAC



- Community FoodBank of NJ has served 32 partners in Paterson & 40 partner programs



NJ Division of Child Protection and Permanency

Children Under Child Protection and Permanency (CP&P)* Supervision

	2017	2018	2019	2020	2021	% Change 17-21
Paterson	1,441	1,527	1,439	905	1,087	-25
Passaic County	2,622	2,726	2,632	1,701	2,121	-19
New Jersey	47,762	48,256	47,151	29,282	33,790	-29

**Formerly the Division of Youth and Family Services (DYFS).*

Children Receiving In-Home CP&P Services

	2017	2018	2019	2020	2021	% Change 17-21
Paterson	1,324	1,412	1,343	808	978	-26
Passaic County	2,296	2,453	2,431	1,519	1,908	-17
New Jersey	41,155	42,202	42,036	25,074	30,185	-27

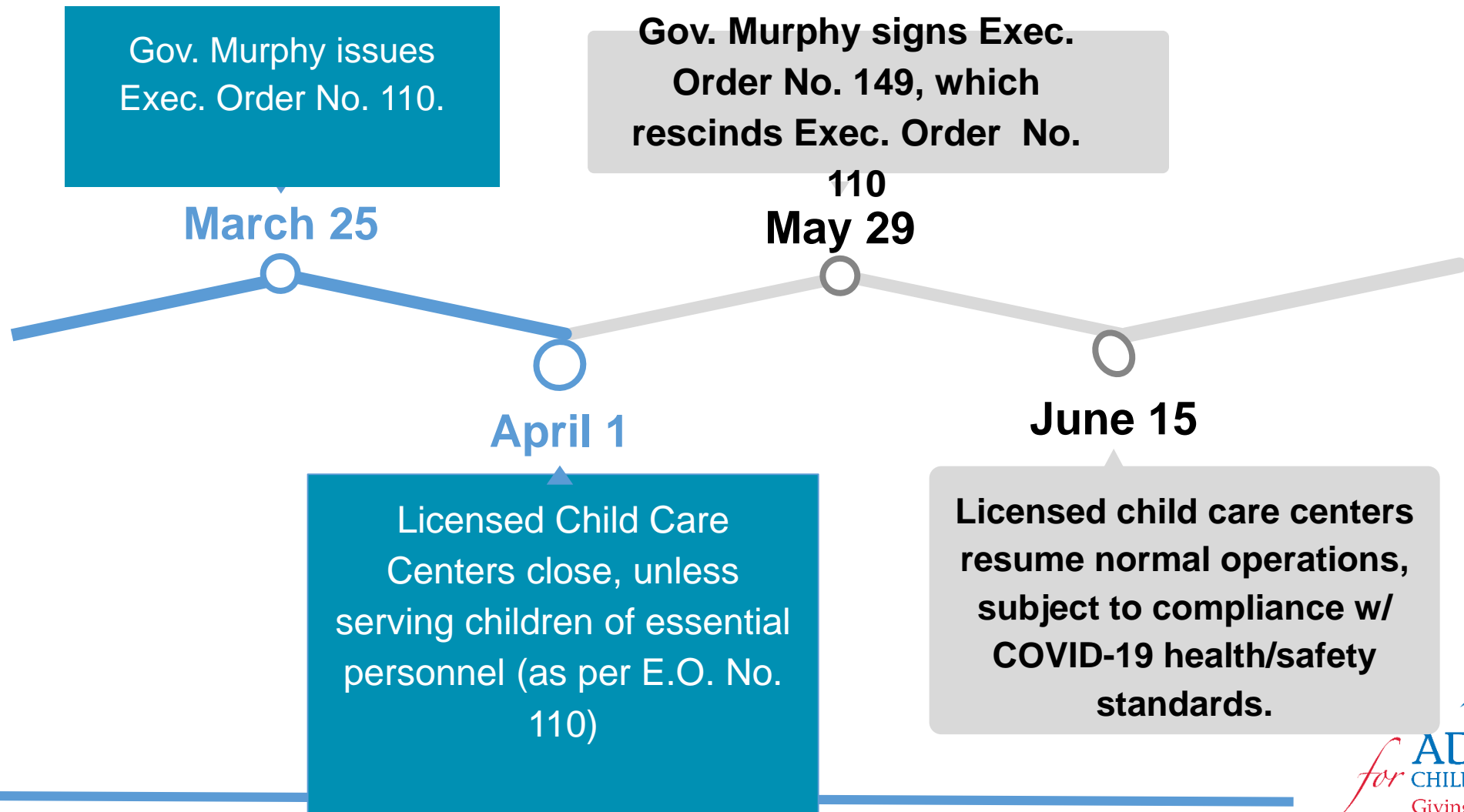
Children in Out-of-Home CP&P Placement

	2017	2018	2019	2020	2021	% Change 17-21
Paterson	117	115	96	97	109	-7
Passaic County	326	273	201	182	213	-35
New Jersey	6,607	6,054	5,115	4,208	3,605	-45



ADVOCATES
for CHILDREN OF NEW JERSEY
Giving Every Child A Chance®

2020: Child Care Closure and Reopening



Child Care Centers

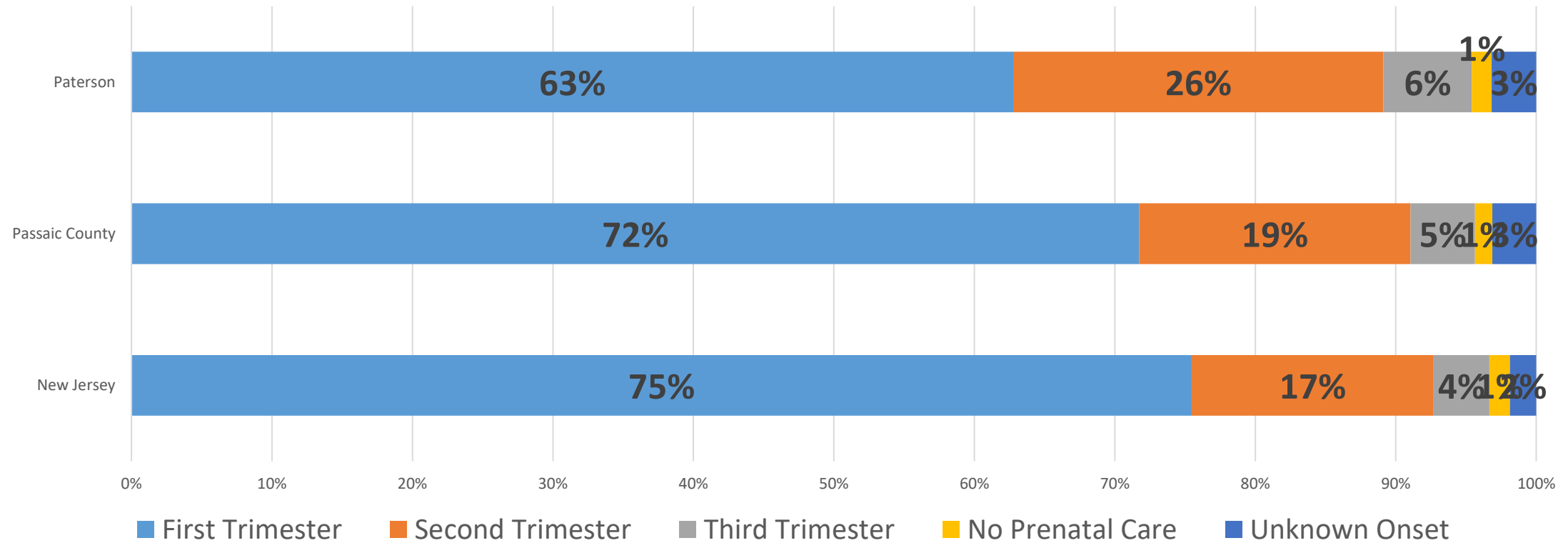
Licensed Child Care Centers						
	2017	2018	2019	2020	2021	% Change 17-21
Paterson	67	70	66	34	48	-28
Passaic County	222	236	235	119	194	-13
New Jersey	3,803	4,141	4,171	2,018	3,371	-11

Child Care Center Capacity						
	2017	2018	2019	2020	2021	% Change 17-21
Paterson	8,409	8,774	8,975	3,155	6,101	-27
Passaic County	21,962	23,820	24,377	11,349	20,022	-9
New Jersey	343,453	382,734	387,092	196,338	321,967	-6

Registered Family Child Care Providers

Registered Family Child Care Providers						
	2017	2018	2019	2020	2021	% Change 17-21
Paterson	84	105	136	163	177	111
Passaic County	281	278	295	301	253	-10
New Jersey	1,794	1,639	1,478	1,430	1,275	-29
Paterson's % of Passaic County	30	38	46	54	70	
Paterson's % of New Jersey	5	6	9	11	14	

Percentage of Births by Prenatal Care Onset, 2020*



Infant Mortality Rate (per 1,000 live births)

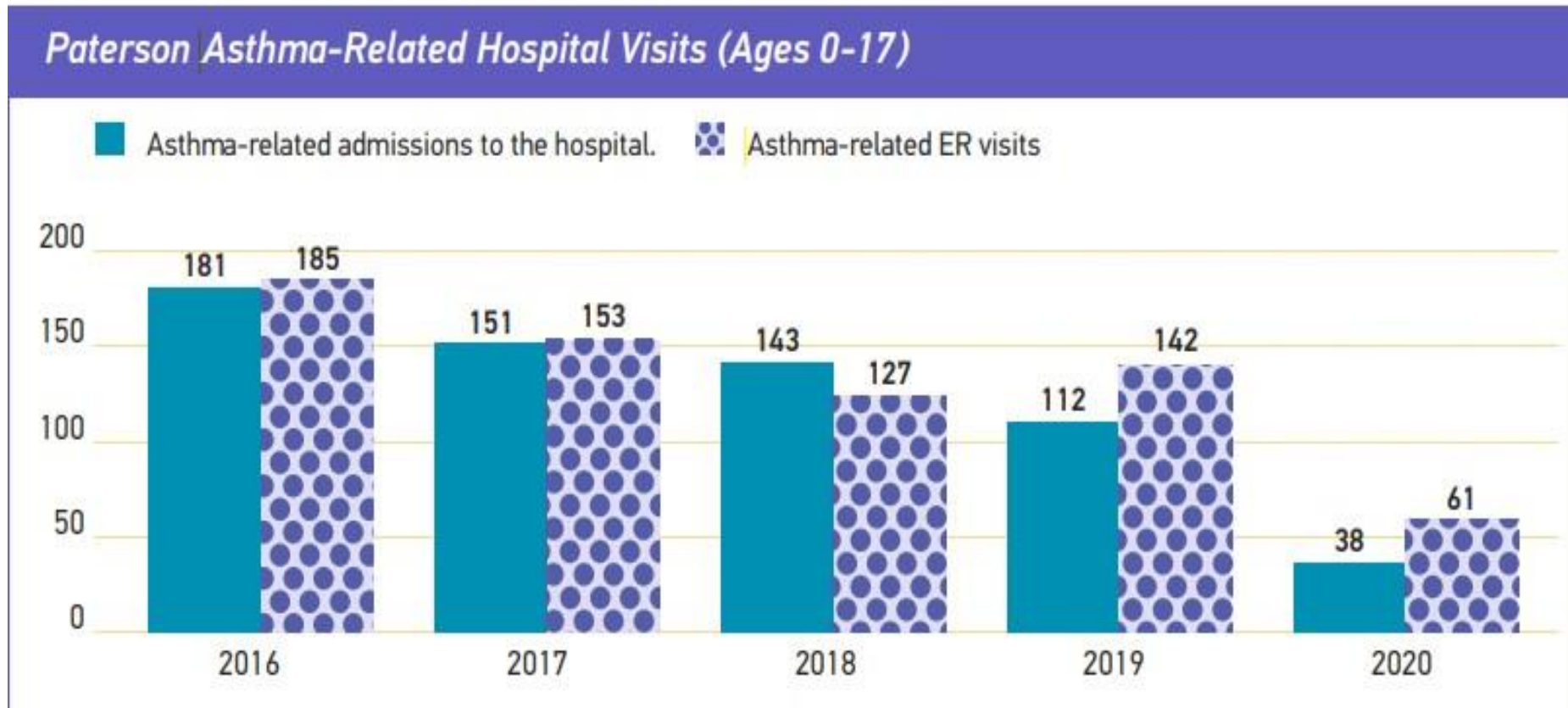
	2010-2014	2015-2019
Paterson	5.8	4.8
Asian, non-Hispanic	**	**
Black, non-Hispanic	8.5	9.9
Hispanic of Any Race	4.1	2.6
White, non-Hispanic	**	**
Other Race, non-Hispanic	**	**
Passaic County	4.2	4.1
New Jersey	4.6	4.3



- Training program for doulas
- Support from the Turrell Fund, The Henry & Marilyn Taub Foundation and the Burke Foundation

*** Number is suppressed.*

Asthma

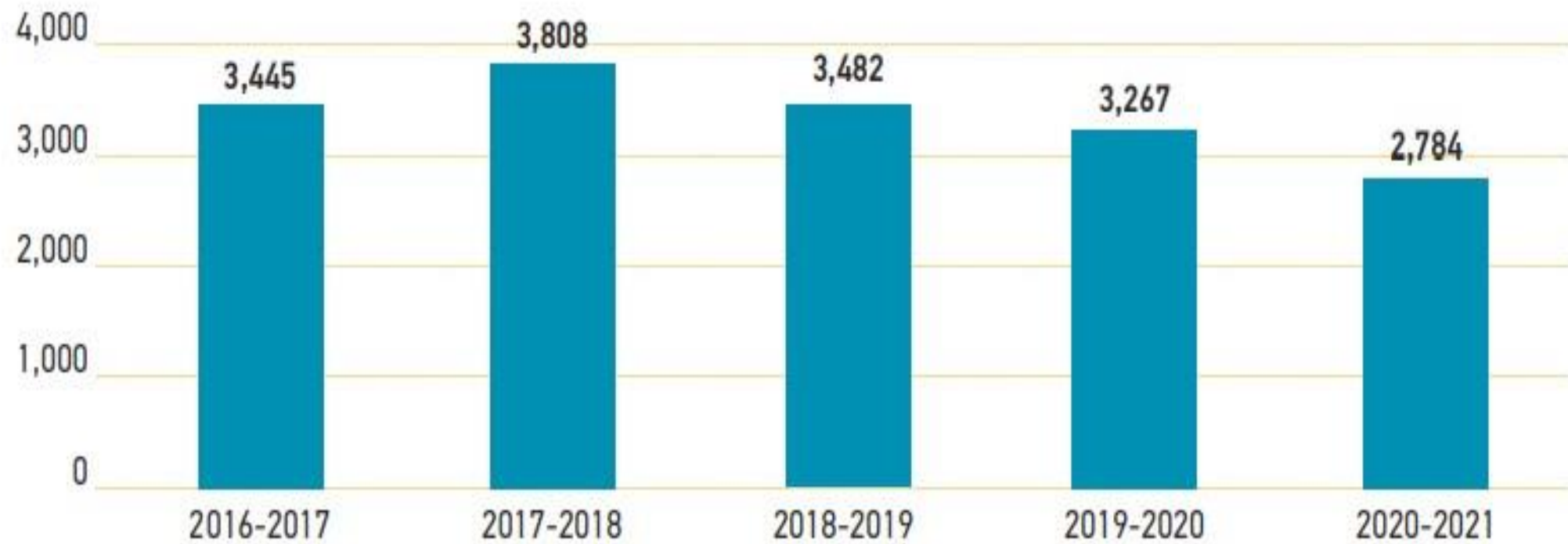


Children Under Age 19 Receiving NJ FamilyCare/Medicaid

Children Under Age 19 Receiving NJ FamilyCare/Medicaid						
	2018	2019	2020	2021	2022	% Change 18-22
Paterson	37,072	36,253	36,162	37,822	38,565	4
Passaic County	74,775	72,715	72,807	77,249	79,100	6
New Jersey	805,080	782,866	776,976	851,417	885,881	10

Children Under 19 Without Health Insurance		
	2016-2020	
	Number	%
Paterson	3,368	8.2
Passaic County	7,363	5.8
New Jersey	81,278	3.9

Paterson State-Funded Preschool Enrollment



Head Start and Early Head Start Enrollment

Paterson Children Enrolled in Early Head Start vs. Head Start

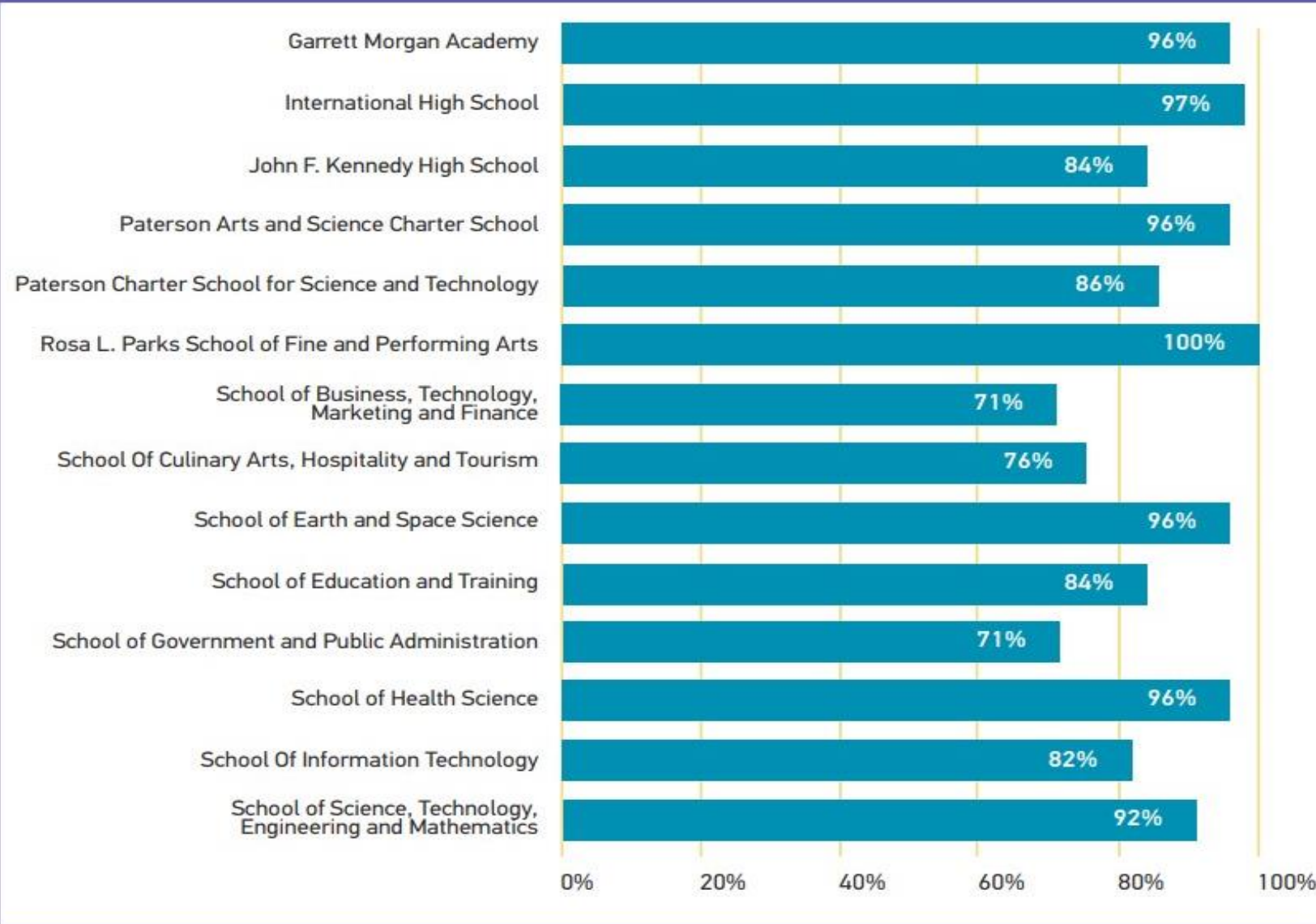
	2016	2017	2018	2019	2021	% Change 19-21	% Change 16-21
# Children Enrolled in Early Head Start	333	417	435	415	346	-17%	4
# Children Enrolled in Head Start	1,602	1,710	1,536	1,444	910	-37%	-43

*2020 data not available due to COVID-19 pandemic

Full-Service Community Schools (FSCS)

- “Schools that integrate social and health services, extended learning opportunities, family and community engagement, and collaborative leadership.”
- 1st FSCS launched in 2010
 - Currently 8 schools with 2 more joining by Summer 2022
- As of 2021-22 school year, 3,729 students and 2,259 families are being served
- Addresses the whole child to find ways to remove barriers that could hinder success
- Programs include: medical services, after-school/summer programs, parent workshops, college & career readiness, and more

Paterson Graduation Rates by High School, 2021



High School Graduation Rates, 2020-2021

- Paterson Public Schools = 79.4%
- New Jersey = 90.6%

Births to Teens

Births to Teens (Ages 15-19)						
	2016	2017	2018	2019	2020*	% Change 16-20
Paterson	198	198	177	162	154	-22
Passaic County	334	335	319	279	272	-19
New Jersey	2,952	2,818	2,805	2,682	2,434	-18

*2020 data are preliminary

Paterson Admissions to Detention by Gender and Race

	2016	2017	2018	2019	2020	% Change 16-20
Total Admissions:	155	142	105	119	67	-57
By Gender:						
Male	144	119	100	104	61	-58
Female	11	23	5	15	6	-45
By Race:						
African American	93	91	65	77	44	-53
Caucasian	3	3	n/a	n/a	2	-33
Hispanic	59	43	37	41	20	-66
Other	n/a	5	3	1	1	



@ACNJForKids

Questions? Contact:
Alena Siddiqui, Kids Count
Coordinator,
asiddiqui@acnj.org

